



REVISION WORKSHOP

FYS 6: LGBTQ+ Rights in the Internet Era
Writing Fellow: Leila Anzalone




DOG PICS + EPIC SURVEY





WHY REVISE?

- It's your reflection process
- Fill holes in your argument
- Improve clarity
- Organization and logical flow



THE FYS PORTFOLIO

WHY IS REVISING IS REALLY IMPORTANT FOR THE FYS PORTFOLIO?

PRESENT 3 ESSAYS

- You'll be presenting three (hopefully revised) copies of your papers
- Clear thesis statements and topic sentences
- Are you saying what you want to say?
- How will outside readers understand your argument?

REFLECT ON YOUR WRITING PROCESS

- Revising helps you prepare for the Reflective Introduction Essay
- What is your writing process and what have you learned?
- When you're revising, reflect!

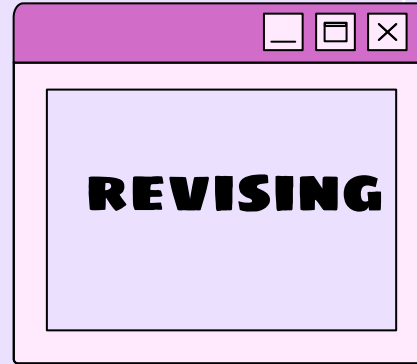


EDITING VS. REVISING



- ❑ Sentence-level writing (i.e. grammar, word choice, and mechanics)
- ❑ Improves presentation and style
- ❑ Active vs. passive voice
- ❑ “Lower order concerns”

EDITING VS. REVISING




- ❑ Sentence-level writing (i.e. grammar, word choice, and mechanics)
- ❑ Improves presentation and style
- ❑ Active vs. passive voice
- ❑ “Lower order concerns”

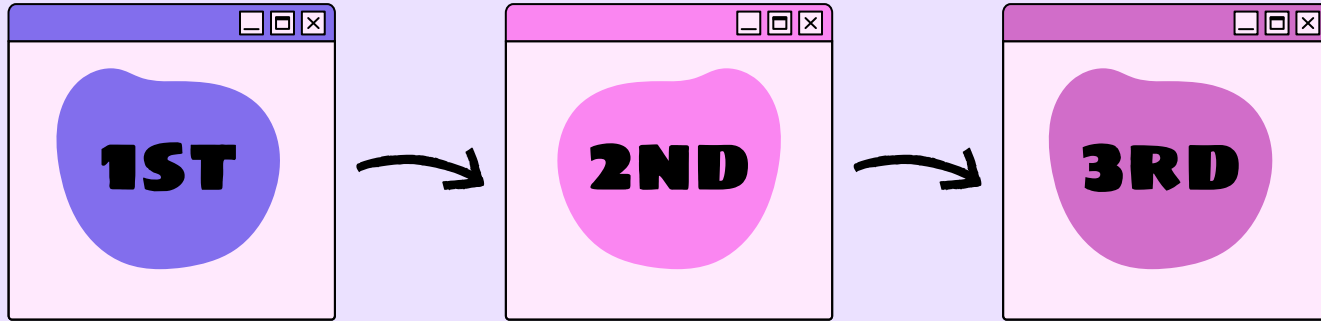
- ❑ Cohesion
- ❑ Paragraph structure
- ❑ Evidence and analysis
- ❑ Organization
- ❑ Holistic argumentation and organization
- ❑ “Higher order concerns”

QUESTIONS TO ASK WHILE REVISING

1. Does my paper answer the prompt?
2. Do I stay on track/stick to my topic?
3. Do I agree with my thesis?
4. Why did I arrange my paragraphs in this order?
5. Do my topic sentences make an argument that relate to the thesis?
6. Is there a balance between evidence and analysis?



APPROACHING REVISION



FRAMEWORK

Argument and
significance


STRUCTURE

Organization between
and within paragraphs
(i.e. topic sentences,
evidence, and
analysis)

EDITING

Grammar and
mechanics, personal
voice

REVERSE OUTLINING



PARAGRAPH IDEAS

List the main ideas of your essay, paragraph by paragraph. (i.e. "P.1 discusses...")



DIAGRAM PARAGRAPHS

Write down what is happening in your paragraphs (if you have a color coded essay, this is much easier)



EVALUATE AND REFLECT

Do you need to reorganize? How does seeing your paper in parts affect your thesis?

FOR YOUR FINAL PAPER



REVISE

Read through your paper, look through Prof. Buckmire's comments and add your own. Where can you improve your structure, organization, and argumentation?

EXPAND

Where can you expand? Are there new examples/concepts that you can incorporate to strengthen your argument?

POLISH

Give yourself time to revise and polish, especially because this is a longer paper. Are your thesis and topic claims continuously reinforced throughout your paper?

THANKS!

Do you have any questions?

- Prof. Buckmire Office Hours: 3–4pm M–F
- Leila's Office Hours: Mondays 1–3pm or by appointment

FRIDAY 12/1: RIE AND PORTFOLIO WORKSHOP

CREDITS: This presentation template was created by **Slidesgo**, including icons by **Flaticon**, infographics & images by **Freepik** and illustrations by **Storyset**

Please, keep this slide for the attribution

