


lead grows, Boxer's stays slim



RICH PEDRONCELLI Associated Press

MAN: The GOP gubernatorial nominee lost among women, Latinos and independents.



RICH PEDRONCELLI Associated Press

BROWN: The Democrat has a 13-percentage-point lead in governor's race, up from 5 points last month.



RICH PEDRONCELLI Associated Press

FIORINA: The Republican gained slightly among



GENARO MOLINA Los Angeles Times

BOXER: The Democratic senator's lead held steady

Top races

How likely voters say they intend to vote in California's Nov. 2 election:

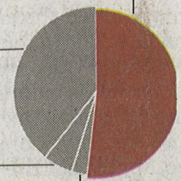
For governor

Jerry Brown
52%

Meg
Whitman
39%

Don't know
6%

Other candidate **3%**



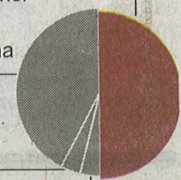
For U.S. senator

Barbara Boxer
50%

Carly Fiorina
42%

Don't know
4%

Other candidates **4%**



A random sample of 1,501 California voters, including 922 likely voters, were interviewed by telephone Oct. 13-20 by Greenberg Quinlan Rosner and American Viewpoint. The margin of sampling error for the full sample is +/- 2.5 percentage points; for likely voters it is +/- 3.2 points.

Source: Los Angeles Times/USC College of Letters, Arts and Sciences poll

MARK HAFFER Los Angeles Times

Democratic pollster, agreed: "These two races are moving with their own dynamics," he said.

Half of voters had an unfavorable view of Boxer, a three-term senator; 44% had a favorable view of her. Compared with September, more voters had some impression of Fiorina, but her rating was also negative, at 43% unfavorable and 36% favorable.

Brown was the only one of the four candidates for top offices who had a net positive rating, with 48% favorable to 44% unfavorable — an uptick from last month.

Joyce Reed of Indio said she was voting for Fiorina because "she's running against someone I've wanted to get out of there for so long."

"It's an attitude, and her beliefs," said Reed, a Republican, when asked what she disliked about Boxer. "What she believes in are not my beliefs."

Still, Boxer benefitted